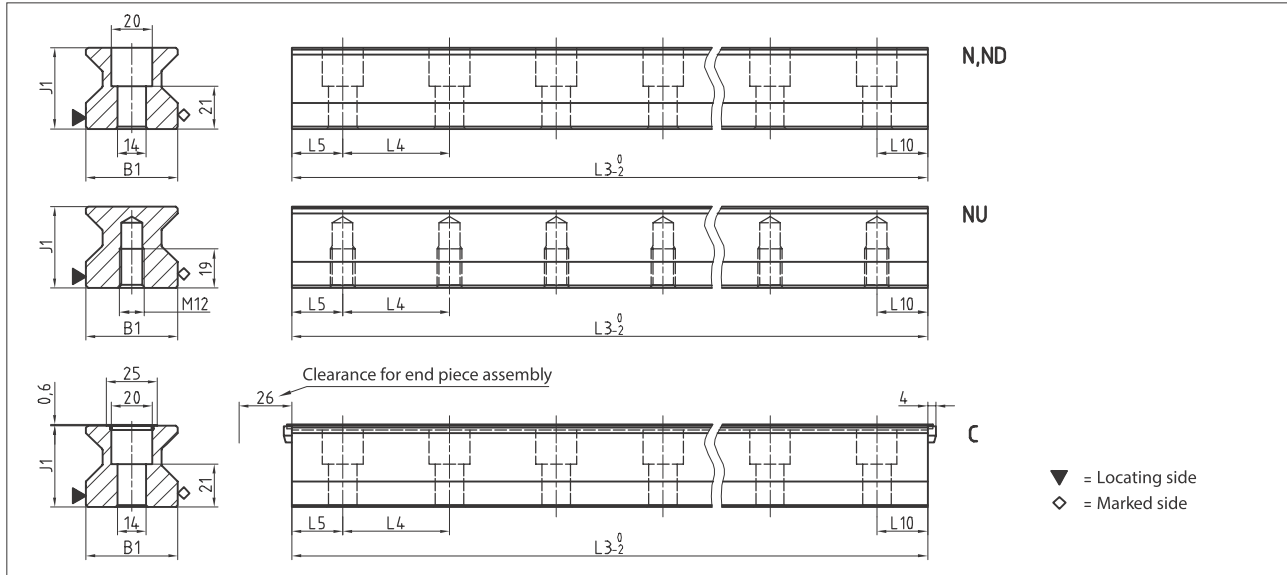


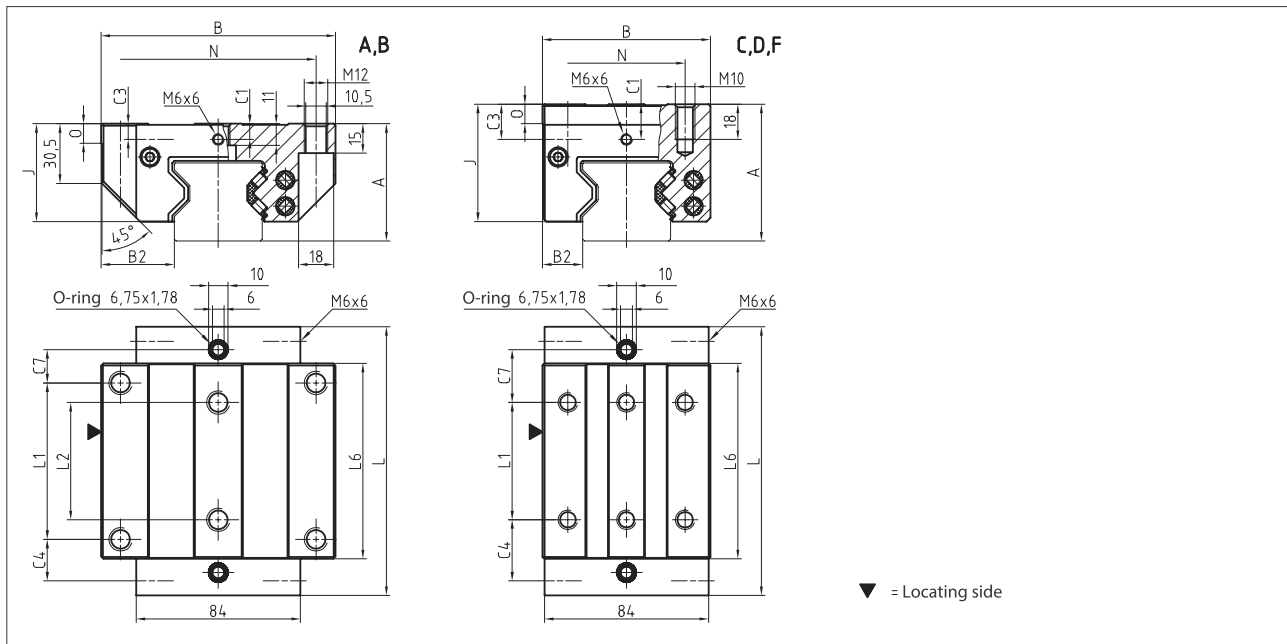
3.2 Technical data and options

MR Size 45

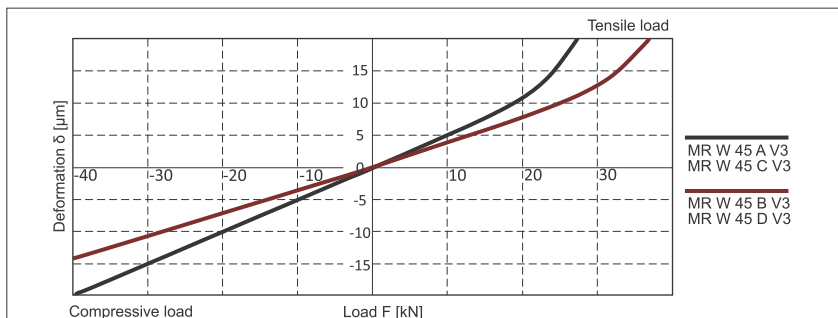
MR S 45 Drawings



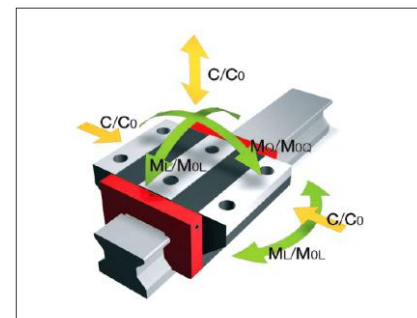
MR W 45 Drawings



MR W 45 Rigidity diagram



MR W 45 Load rating



3.2 Technical data and options

MR Size 45

MR S 45 Dimensions



مشخصات	MR S 45-N	MR S 45-ND	MR S 45-NU	MR S 45-C
B1: Rail width	45	45	45	45
J1: Rail height	40	40	40	40
L3: Rail length max.	6000	1500	6000	6000
L4: Spacing of fixing holes	52.5	52.5	52.5	52.5
L5/L10: Position of first/last fixing hole	25	25	25	25
Gew.: Rail weight, specific (kg/m)	10.8	10.8	11.8	10.6
قیمت	دلار			
	تومان			

MR W 45 Dimensions and capacities



مشخصات	MR W 45-A	MR W 45-B	MR W 45-C	MR W 45-D	MR W 45-F
A: System height	60	60	70	70	60
B: Carriage width	120	120	86	86	86
B2: Distance between locating faces	37.5	37.5	20.5	20.5	20.5
C1: Position of center front lube hole	8	8	18	18	8
C3: Position of lateral lube hole	8	8	18	18	8
C4: Position of lateral lube hole	21.25	38.75	31.25	38.75	31.25
C7: Position of top lube hole	17	34.5	27	34.5	27
J: Carriage height	50	50	60	60	50
L: Carriage length	137.5	172.5	137.5	172.5	137.5
L1: Exterior fixing hole spacing	80	80	60	80	60
L2: Interior fixing hole spacing	60	60	-	-	-
L6: Steel body length	100	135	100	135	100
N: Lateral fixing hole spacing	100	100	60	60	60
O: Reference face height	10	10	10	10	10
Capacities and weights					
C0: Static load capacity (N)	167500	229500	167500	229500	167500
C100: Dynamic load capacity (N)	93400	127800	93400	127800	93400
M0Q: Static cross moment capacity (Nm)	4621	6333	4621	6333	4621
M0L: Static longitud. moment capacity (Nm)	2790	5161	2790	5161	2790
MQ: Dyn. cross moment capacity (Nm)	2577	3527	2577	3527	2577
ML: Dyn. longitud. moment capacity (Nm)	1556	2874	1556	2874	1556
Gew: Carriage weight (kg)	3.2	4.3	3.0	4.0	2.3
قیمت	دلار				
	تومان				